

## LOCKER SPECIFICATIONS

- LOCKER BODY: \_\_\_\_\_ 5mm (3/16") STEEL WITH ALL WELDED CONSTRUCTION.
- DOOR: \_\_\_\_\_ 6mm (1/4") MILD STEEL WITH 2mm (1/16") STAINLESS STEEL FINISH PLATE.
- LM 300 NUMBER PLATES: \_\_\_\_\_ SATIN CHROME NUMBER FRAME WITH BRASS TONE NUMBER INSERT.
- LOCK: \_\_\_\_\_ THREE TUMBLER, KEY CHANGING COMBINATION LOCK WITH COVER PLATE OVER LOCKING MECHANISM.
- FINISH: \_\_\_\_\_ DOOR FRONT \_\_\_\_\_ 6mm (1/4") MILD STEEL WITH 2mm (1/16") STAINLESS STEEL FINISH PLATE
- INTERIOR AND EXTERIOR OF BODY \_\_\_\_\_ PAINTED GRAY
- HANDLE \_\_\_\_\_ SATIN CHROME
- HINGES \_\_\_\_\_ STAINLESS STEEL
- COMBINATION DIAL \_\_\_\_\_ SATIN CHROME
- WEIGHT: \_\_\_\_\_ 200-33 \_\_\_\_\_ 150kg. (330 LBS.)
- 200-34 \_\_\_\_\_ 211kg. (465 LBS.)
- 200-37 \_\_\_\_\_ 172kg. (380 LBS.)
- 200-38 \_\_\_\_\_ 254kg. (560 LBS.)

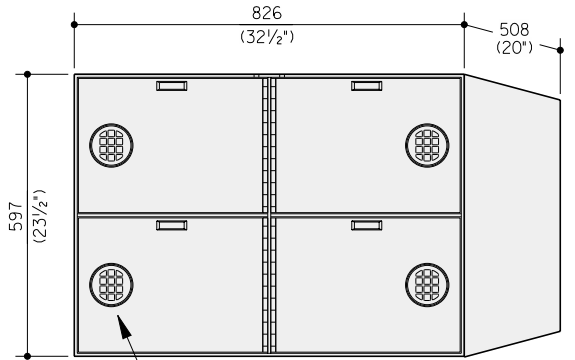
DIMENSIONS IN MILLIMETRES (DIMENSIONS IN INCHES)



### 508mm (20") LOCKER UNITS

ADD 38mm (1 1/2") TO DEPTH FOR COMBINATION LOCK

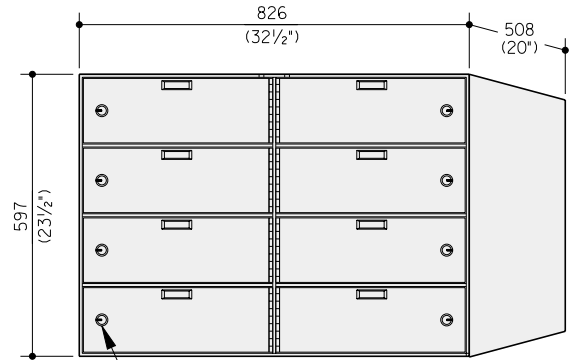
**NOTE:**  
LOCKER UNITS SHOWN WITH VARIOUS LOCK OPTIONS  
SEE MODEL SPECIFICATIONS.



— SHOWN WITH ELECTRIC COMBO-GARD LOCK

#### 200-33

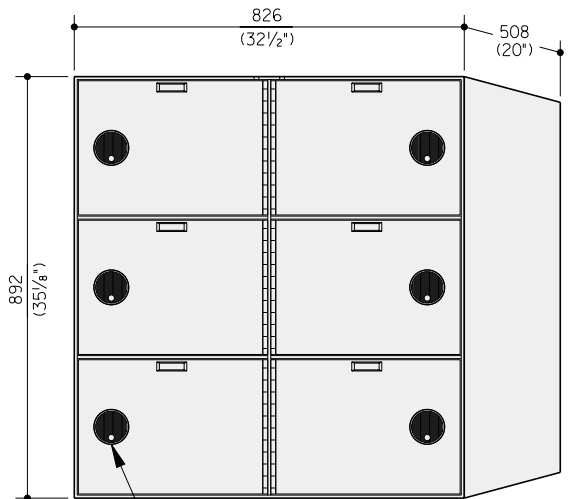
(4) AT 292mm (11 1/2") H. X 389mm (15 5/8") W. X 459mm (18 1/8") D.  
(INSIDE CLEAR OPENING)



— SHOWN WITH SINGLE NOSE KEYLOCK

#### 200-37

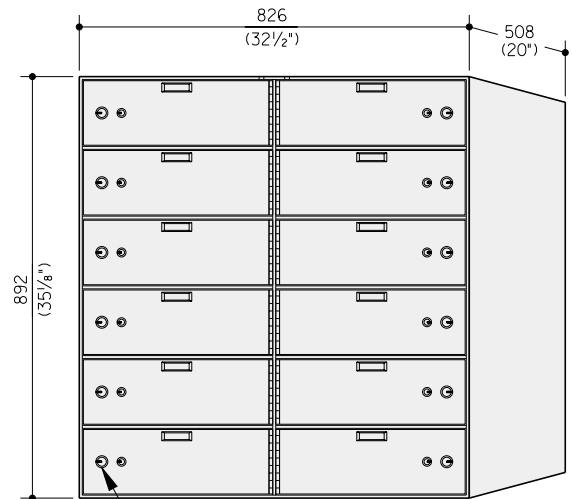
(8) AT 143mm (5 5/8") H. X 389mm (15 5/8") W. X 459mm (18 1/8") D.  
(INSIDE CLEAR OPENING)



— SHOWN WITH MECHANICAL COMBINATION LOCK

#### 200-34

(6) AT 292mm (11 1/2") H. X 389mm (15 5/8") W. X 459mm (18 1/8") D.  
(INSIDE CLEAR OPENING)



— SHOWN WITH DOUBLE NOSE KEYLOCK

#### 200-38

(12) AT 143mm (5 5/8") H. X 389mm (15 5/8") W. X 459mm (18 1/8") D.  
(INSIDE CLEAR OPENING)

# MODEL SPECIFICATIONS

## MODEL 200-33

| MODEL          | TELLER LOCKER DEPTH/OPENINGS  | LOCK TYPE                   |
|----------------|-------------------------------|-----------------------------|
| 00-020033-M00K | 508mm (20") DEEP (4) OPENINGS | MECHANICAL COMBINATION LOCK |
| 00-020033-D00L | 508mm (20") DEEP (4) OPENINGS | DOUBLE NOSE KEYLOCK 17570   |
| 00-020033-S00M | 508mm (20") DEEP (4) OPENINGS | SINGLE NOSE KEYLOCK 17590   |
| 00-020033-E00N | 508mm (20") DEEP (4) OPENINGS | ELECTRONIC COMBO-GARD LOCK  |

## MODEL 200-34

| MODEL          | TELLER LOCKER DEPTH/OPENINGS  | LOCK TYPE                   |
|----------------|-------------------------------|-----------------------------|
| 00-020034-M00K | 508mm (20") DEEP (6) OPENINGS | MECHANICAL COMBINATION LOCK |
| 00-020034-D00L | 508mm (20") DEEP (6) OPENINGS | DOUBLE NOSE KEYLOCK 17570   |
| 00-020034-S00M | 508mm (20") DEEP (6) OPENINGS | SINGLE NOSE KEYLOCK 17515   |
| 00-020034-E00N | 508mm (20") DEEP (6) OPENINGS | ELECTRONIC COMBO-GARD LOCK  |

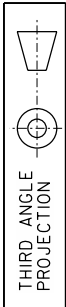
## MODEL 200-37

| MODEL          | TELLER LOCKER DEPTH/OPENINGS  | LOCK TYPE                   |
|----------------|-------------------------------|-----------------------------|
| 00-020037-M00K | 508mm (20") DEEP (8) OPENINGS | MECHANICAL COMBINATION LOCK |
| 00-020037-D00L | 508mm (20") DEEP (8) OPENINGS | DOUBLE NOSE KEYLOCK 17570   |
| 00-020037-S00M | 508mm (20") DEEP (8) OPENINGS | SINGLE NOSE KEYLOCK 17515   |
| 00-020037-E00N | 508mm (20") DEEP (8) OPENINGS | ELECTRONIC COMBO-GARD LOCK  |

## MODEL 200-38

| MODEL          | TELLER LOCKER DEPTH/OPENINGS   | LOCK TYPE                   |
|----------------|--------------------------------|-----------------------------|
| 00-020038-M00K | 508mm (20") DEEP (12) OPENINGS | MECHANICAL COMBINATION LOCK |
| 00-020038-D00L | 508mm (20") DEEP (12) OPENINGS | DOUBLE NOSE KEYLOCK 17570   |
| 00-020038-S00M | 508mm (20") DEEP (12) OPENINGS | SINGLE NOSE KEYLOCK 17515   |
| 00-020038-E00N | 508mm (20") DEEP (12) OPENINGS | ELECTRONIC COMBO-GARD LOCK  |

DIMENSIONS IN MILLIMETRES  
(DIMENSIONS IN INCHES)



THIRD ANGLE  
PROJECTION