

A31852

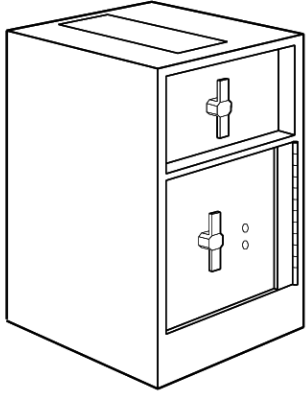
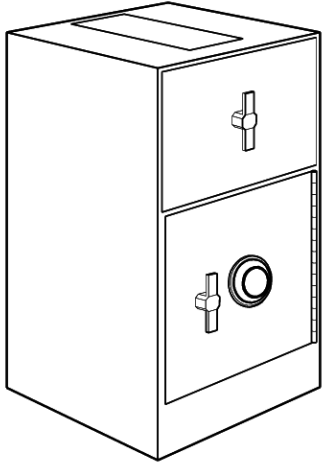
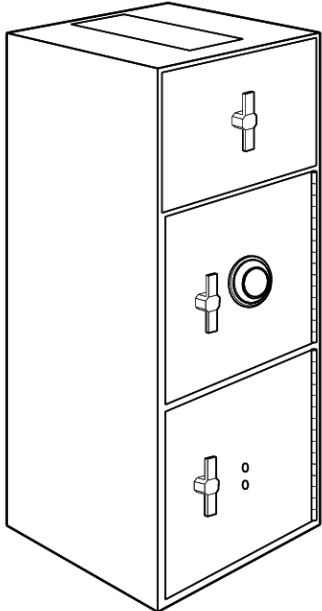
**CONSTRUCTION:** — 1/2" STEEL DOOR WITH A FORMED STEEL BODY.  
**FINISH:** — GRAY BODY WITH GRAY DOOR  
**LOCK:** — 21670 DUAL KEY SAFE DEPOSIT LOCK ON DOOR  
 — 21671 GROUP 2 THREE TUMBLER KEY CHANGING COMBINATION LOCK  
 — 21672 GROUP 2 THREE TUMBLER KEY CHANGING COMBINATION LOCK-LOCK ON TOP DOOR; DUAL KEY SAFE DEPOSIT LOCK ON BOTTOM DOOR

**BOLTWORK:** — EACH DOOR HAS THREE ROUND LOCKING BOLTS WITH RELOCKING DEVICE  
**DOOR OPENING:** — 21670: 9" X 8"—21671: 9" X 8 1/2"—21672: TOP: 9" X 8 1/2" BOTTOM: 9" X 8 1/2"  
**ROTARY HOPPER:** — PACKAGE SIZE 3" DEEP X 4" WIDE X 10 1/2" LONG ( 21670 )  
 PACKAGE SIZE 6 1/4" DEEP X 5" WIDE X 10 1/2" LONG ( 21671 AND 21672 )

DIMENSIONS IN MILLIMETRES  
( DIMENSIONS IN INCHES )



THIRD ANGLE  
PROJECTION

	MODEL	INSIDE DIMENSIONS			OUTSIDE DIMENSIONS			CU. IN.	SHIPPING WEIGHT LBS.
		HIGH	WIDE	DEEP	HIGH	WIDE	DEEP		
	21670	292 (11 1/2")	349 (13 3/4")	279 (11")	514 (20 1/4")	356 (14")	356 (14")	1,739	113
	21671	470 (18 1/2")	349 (13 3/4")	279 (11")	692 (27 1/4")	356 (14")	356 (14")	2,798	130
	21672	TOP 305 (12")	349 (13 3/4")	279 (11")	819 (32 1/4")	356 (14")	356 (14")	TOP 1,815	175
		BOTTOM 286 (11 1/4")						BOTTOM 1,702	

\*ALL DIMENSIONS AND DESIGN CRITERIA  
SUBJECT TO CHANGE WITHOUT NOTICE.\*

FILE NO. 173-52 REV. 2

PAGE 1 OF 1